



FNB Global Equity Growth Note Portfolio

ISIN: ZAE000285441

Performance



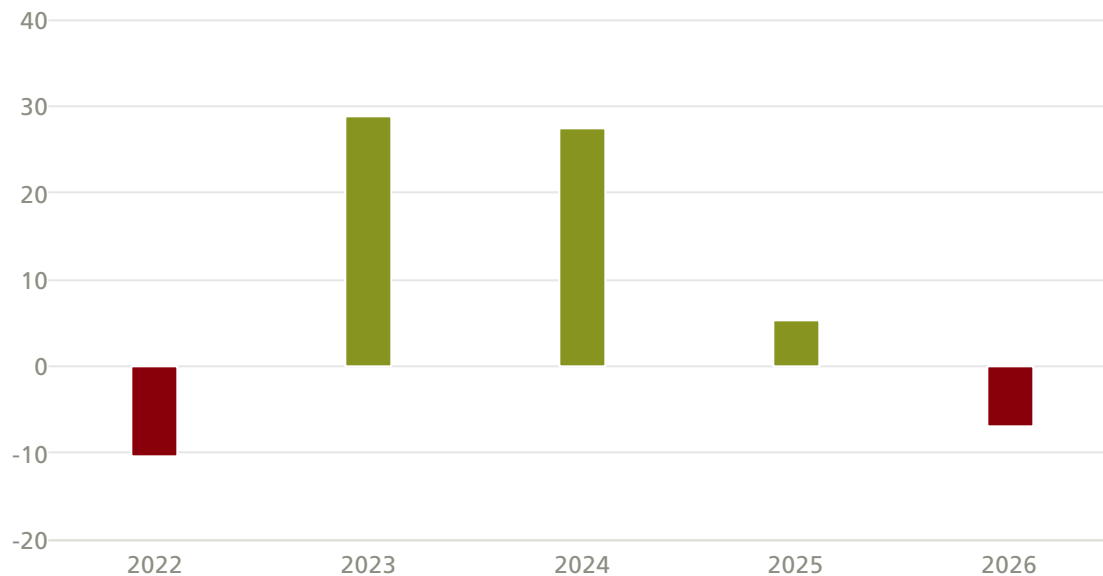
Key information

ISIN	ZAE000285441
Currency	ZAR
Issue Date	20-Mar-2020
RPL	160.15
Position	389,158
AuM	62'324'069.60

Issuer Fee	0.25%
RPA Fee	1.10%
RPA Performance Fee	0.00%

Annual Returns

2022 - 2026



Annual Volatility	19.29%
Max Drawdown	-22.14%

1 Month	-6.34%
3 Month	-9.41%
6 Month	-10.13%
12 Month	-0.78%
YTD	-6.95%
Since Issue	60.10%

Monthly Returns

	Jan	Feb	Mar	Apr	May	Jun	Jul	Aug	Sep	Oct	Nov	Dec	Annu.
2026	-2.97	-4.11											-6.96
2025	2.60	-2.95	-5.78	1.60	5.19	3.88	2.45	1.52	0.05	3.35	-3.04	-3.15	5.18
2024	3.66	10.79	1.10	-3.29	4.82	-1.54	-3.41	0.32	0.92	0.43	9.20	2.47	27.39

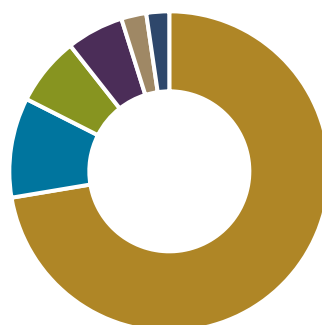
The figures given refer to past performance. Past performance is not a reliable indicator of future performance and should not be the sole decision factor in the selection of a financial instrument. The performance of the financial instrument is displayed on the basis of valuation prices in ZAR, with reinvested net income. Due to currency fluctuations, your return may be higher or lower if you invest in a currency other than the one in which the past performance has been calculated. All price information relates to the product unless otherwise indicated.

Asset Allocation



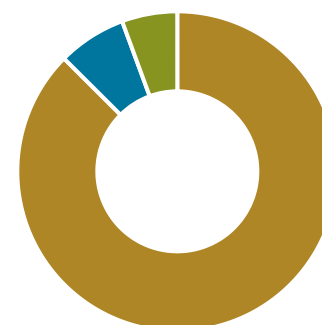
Equities Weighted Sector

Technology	45.0%
Industrial Goods and Services	13.8%
Retail	10.3%
Health Care	8.3%
Media	5.2%
Financial Services	4.0%
Travel and Leisure	3.8%
Consumer Products and Services	3.6%
Others	5.9%



AMC Weighted Currency

USD	72.4%
GBP	10.1%
ZAR	6.9%
EUR	5.8%
HKD	2.5%
DKK	2.3%



Asset Allocation

EQUITY	87.5%
CASH	6.9%
ETF	5.6%

Top 10 largest positions by base currency weight

Name	Sector	Currency	Weights
Alphabet Inc	Technology	USD	5.68%
Taiwan Semiconductor Manufacturing Co Ltd	Technology	USD	5.07%
Netflix Inc	Media	USD	4.54%
Visa Inc	Industrial Goods and Services	USD	3.93%
Microsoft Corp	Technology	USD	3.79%
NVIDIA Corp	Technology	USD	3.75%
AstraZeneca PLC	Health Care	GBP	3.67%
Rexel SA	Industrial Goods and Services	EUR	3.63%
Morgan Stanley	Financial Services	USD	3.54%
Sea Ltd	Technology	USD	3.36%

Best Performance By Position

Instrument Name	Weight	All Time Return
NVIDIA Corp	3.75%	697.50%
Axon Enterprise Inc	2.24%	167.34%
Alphabet Inc	5.68%	133.45%
TJX Cos Inc/The	3.11%	126.77%
Expedia Group Inc	2.20%	125.34%

Worst Performance By Position

Instrument Name	Weight	All Time Return
Novo Nordisk A/S	2.32%	-53.91%
Salesforce Inc	1.33%	-40.31%
Puig Brands SA	1.10%	-36.29%
PDD Holdings Inc	0.61%	-29.74%
Uber Technologies Inc	2.08%	-20.18%

Source: UBS

Past performance is not necessarily indicative of future performance. The indicative data contained within this document is for information purposes only.

Disclaimer

This material has been issued by UBS AG and/or any of its affiliates ("UBS", "our", "we" and "us"). The securities, derivatives or other financial instruments described herein ("Instruments") may not be eligible for sale in all jurisdictions or to certain categories of investors. This material is for distribution only under such circumstances as may be permitted by applicable law, rules and/or regulations. All communications between you and us may be monitored.

This material has been prepared by sales or trading personnel and it is not a product of our Research Department and is not intended to recommend, suggest or inform an investment strategy. Opinions expressed may differ from the opinions expressed by our other divisions, including those of the Research Department. The information contained herein should not be regarded by recipients as a substitute for the exercise of their own judgment. It has no regard to the specific investment objectives, financial situation or particular needs of any specific recipient and does not constitute the provision of investment advice. Prior to entering into a transaction you should consult with your own legal, regulatory, tax, financial and accounting advisers to the extent you deem necessary to make your own investment, hedging and trading decisions. Past performance is not necessarily indicative of future performance. This material has been prepared for informational purposes only and is not an offer to buy or sell, or a solicitation of an offer to buy or sell, any Instrument or to participate in any particular trading strategy. This material is not an official confirmation of terms. This material may contain proprietary commentary produced in conjunction with our trading desks that trade as principal in the Instruments. This commentary may therefore not be independent from our proprietary interests or those of connected parties which may conflict with your interests. We may have accumulated, or may acquire, a long or short position in the subject Instrument, or related derivative, on the basis of this material prior to its dissemination. We may trade as principal or otherwise act, or have acted, as market-maker and/or as an execution venue in the Instruments. Instruments may be highly illiquid which may adversely impact the price, spread and speed of execution of orders in those Instruments. Furthermore we may have, or have had, a relationship with or may provide, or have provided, investment banking, capital markets and/or other financial services to the companies associated with the Instruments. We have policies and procedures in place which are designed to manage conflicts of interest. In order to control the flow of information contained in an area of UBS we may rely on information barriers. Additional information can be found at: ubs.com/ibterms. This material is prepared from information believed to be reliable, but we make no representations or warranties, express or implied, and owe no duties (including in negligence) as to the accuracy, completeness or reliability of the material, nor is it intended to be a complete statement or summary of the Instruments, markets or developments referred to. The material is subject to change without notice. We do not undertake any obligation to update this material. Any prices or quotations contained herein are indicative only and are not for valuation purposes. Past performance is not necessarily indicative of future results. The Instruments are not suitable for all investors, and trading in these Instruments is considered risky and is appropriate only for sophisticated investors and in particular any target market identified herein. These Instruments may involve a high degree of risk and may be highly volatile in response to fluctuations in interest rates, foreign exchange rates and other market conditions. Some Instruments may be physically settled or cash settled. To the fullest extent permitted by law, neither we nor any of our directors, employees or agents is liable for any loss (including indirect, special or consequential losses or damages, even if we have been advised of the possibility of such loss or damage) arising out of any person's use of, or reliance upon, the information contained herein. Any Instruments that have not been registered under the United States Securities Act of 1933 may not be offered or sold in the United States except under an exception from the registration requirements of the Securities Act and applicable state securities laws.

For further important country-specific information, please see the following link: ubs.com/sales-and-trading-country-information

We specifically prohibit the redistribution or reproduction of this material in whole or in part without our prior written permission and we accept no liability whatsoever for the actions of third parties in this respect. © 2026 UBS All rights reserved.